

## Compliance

**FAA:** AC 150/5345-46

**ICAO:** Annex 14 Para. 5.3.4

**EASA:** CS ADR-DSN.M.675

**IEC:** 61827

## Uses

- High intensity combined threshold/runway end lighting in cat. I, II and III.

## Features

- 12" outer diameter
- Strong cold forged aluminium upper cover
- 12 mm protrusion above surface
- Dust and Watertight
- Upper surface without sharp edges
- High-precision machining ensuring overall precision and excellent quality.
- Unique multi-layer waterproof design.
- Reflector lamp and pressure/heat-resistant prism ensuring stable optical performance.
- Heat-radiator structure and shockproof design prolonging lamp's life to a maximum.
- Two or Three cold mirror reflector lamps 105W
- Colours: Green/Red
- Nominal Current: 6.6A
- Precise lamp location ensuring convenient installation and disassembly without optical re-adjustment.
- All fittings are tested for leakage and photometry before delivery.

## Finish

- Outer Surface with wear & corrosion resistant treatment.
- High-precision machining ensuring overall precision and excellent quality.
- Stainless steel hardware.

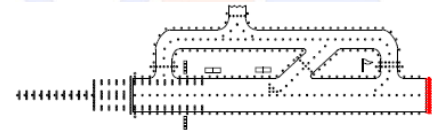
## Electrical Supply

6.6 A, through adequate isolating transformer.

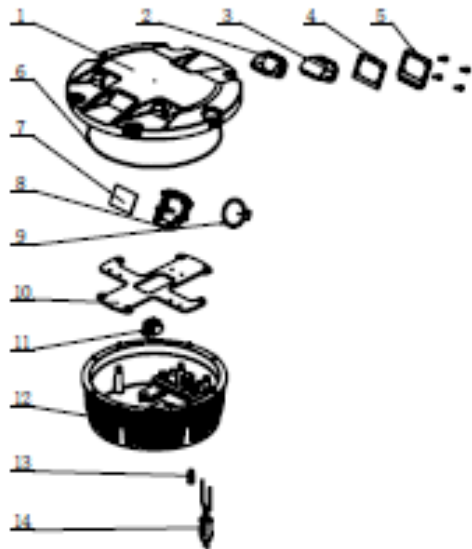
Inset  
High Intensity  
Combined  
Threshold/Runway  
End Light

TAE-12

**Airsafe**



## Components



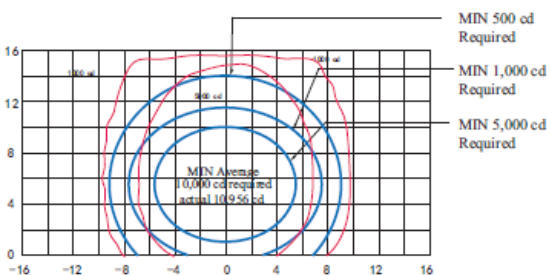
1. Upper cover
2. Upper sealing ring
3. Prism
4. Prism gasket
5. Prism retainer
6. Upper cover sealing ring
7. Filter
8. Lamp holder
9. Lamp
10. Mounting plate
11. Terminal block
12. Inner cover
13. Valve core
14. Style 6 plug

Inset  
High Intensity  
Combined  
Threshold/Runway  
End Light

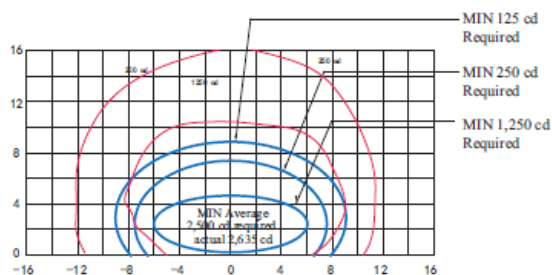
TAE-12

**Airsafe**

## Photometric Characteristics



Threshold, ICAO Fig A2-3, Green



Runway end, FAA L-850D and ICAO Fig A2-8, red

Applications		Angle of Main Light Beam		Beam Color	Average Intensity Required (cd)	Average Intensity Actual (cd)
		Horizontal	Vertical			
Threshold/End	FAA L-850D	-2 to 9	1 to 10	Green	3300	12221
		±6	0.2 to 4.7	Red	2500	2798
	ICAO Fig. A2-3	-2 to 9	1 to 10	Green	10000	12221
	ICAO Fig. A2-8	±6	0.2 to 4.7	Red	2500	2798