

Compliance

- ICAO Annex 14 Para 5.3.10 ,
- FAA AC 150/5345-46,
- EB 67 D
- IEC61827
- EASA CS-ADR-DSN.M.675
- STANAG 3316
- CAAC GB-T 7256-2005
- AENA DIN/OSEYN/PPT/018-02/09

Uses

- High intensity Threshold and Threshold Wing Bar lighting in cat. I, II and III.

The Inset High intensity Threshold THRS-12-LED and Threshold Wing Bar THWS-12-LED are part of the new major step forward completed by Airsafe Airport Equipment with the introduction of the top end of the range of LED light fittings.

A team of highly skilled Mechanical, Electrical, Thermal, Optical, and Reliability Engineers worked hand in hand with Industrial Designers, Lab Technicians, and Manufacturing personnel to accelerate the development and commercialization of this new 12 inch inset low protrusion LED range for High Intensity applications

The range of 12 inch LED inset light fittings covers the following applications:

- Approach
- Threshold
- Threshold Wing Bar
- Runway End
- Combined Threshold/Runway End
- Runway Edge



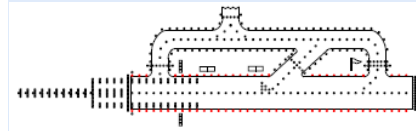
Threshold Light THRS-12-LED

Finish

- Outer Surface with wear & corrosion resistant treatment.
- High-precision machining ensuring overall precision and excellent quality.
- Stainless steel hardware.

Electrical Supply

6.6 A, through adequate isolating transformer.

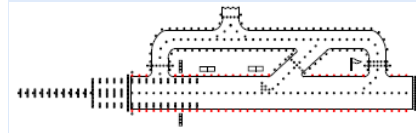


Inset
High Intensity LED
Threshold Lights
THRS-12-LED
THWS-12-LED

Airsafe


Features

- 12" outer diameter
- Strong cold forged aluminium upper cover
- **6 mm protrusion** above surface
- Commonality of parts with the entire 12 inch low protrusion range for ease of maintenance and reduction of the spare parts requirement
- Dust and Watertight
- Upper surface without sharp edges
- Useful Lamp Life (LED) > 50.000h
- Colours: Green
- Nominal Current: 6.6A
- Power consumption: Max. 52W only (Threshold Wing Bar)
- Power converter with integrated 5 steps Active Fail Open System
- Fully dimmable as per EB67E
- Built-in surge protection
- Efficient control of the operating temperature of the LEDs increasing life expectancy and avoiding colour shift
- High performance optical design
- Compatible with existing AGL circuits
- All fittings are tested for leakage and photometry before delivery.



Inset
High Intensity LED
Threshold Lights
THRS-12-LED
THWS-12-LED

Airsafe

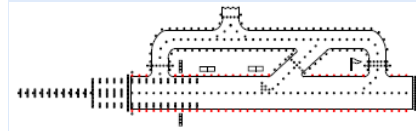


Threshold Wing Bar Light THWS-12-LED

POWER CONVERTER

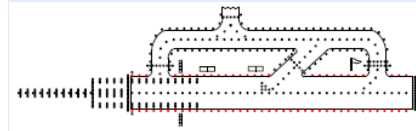
The APP-12-LED is equipped with a power converter of advanced technology and of proven design. The main characteristics of the power converter are:

- Galvanic separation between the input power supply circuit 6.6 A and the output PWM circuit powering the LED array.
- Light emission proportional to the input current as requested by FAA EB-67D.
- The aperture of the secondary circuit as requested by FAA EB6-7D is activated within approximately 1 second (programmable from 800 to 1600 ms) after the fault so that the central control system can take the necessary action within the 2 seconds response time required by ICAO.
- As a standard feature, the THRS-12-LED and THWS-12-LED are equipped with a monitoring system compatible with the Lamp Fault Detection of Constant Current Regulators or with Individual Light Control and Monitoring Systems (ILCMS).
- In case of failure of one LED in the array all the LEDs are switched off to prevent a reduced light emission. In this case the fail-open system will be activated.
- The active fail-open system operates on the five levels of brightness
- Protection against voltage surges.
- The Fail Open Device monitors constantly the status of the LED engine and of the electronic converter allowing the flow of the current to the LED when both elements are working properly.



Inset
High Intensity LED
Threshold Lights
THRS-12-LED
THWS-12-LED

Airsafe



MOUNTING SYSTEM

12 Inch IEC Shallow Base

- The shallow bases are made of forged high quality aluminium alloy.
- The combination of qualities of forging aluminium makes it the ideal solution for this type of application.
- They are suitable for mounting of 12" diameter IEC fittings.
- High precision machining ensures overall quality and precision of the shallow base
- Threaded holes with stainless steel sleeve for better mechanical strength
- Available with cable entries on the sides or from the bottom
- Overall dimensions:
320 mm diameter, 150 mm depth



12-inch Deep base

- For installation of 12-inch inset fixtures together with isolation transformer
- Suitable for 8-inch inset fixtures with 12"/8" adaptor ring together with isolation transformer
- Deep base use constant intensity structure design and advanced aluminium alloy casting process to ensure high strength and good mechanics performance.
- High wear-resisting and anti-corrosion chemical processing of the surface of the base for long durability.
- High precision machining ensures overall quality and precision of the shallow base



Inset
High Intensity LED
Threshold Lights
THRS-12-LED
THWS-12-LED

Airsafe