



## COMPLIANCE:

- ICAO Annex.14 Vol.1
- FAA AC 150/5345-46
- IEC-TS 61827
- EASA: CS-ADR-DSN
- STANAG 3316
- AENA PPT-011-03-12

## BOARDING PASS

NAME OF PASSANGER  
FROM:  
TO:  
DATE  
GATE 23 SEAT 21B  
FLIGHT GAES2020

GATE CLOSES 30 MINUTES BEFORE DEPARTURE

GOMINTEC

BOARDING PASS

GOMINTEC

## Uses

LED in-pavement runway edge light with or without circle guidance function for airports CAT I, II & III, according to ICAO, Figures A2-9 & A2-10

## Features

- 12" external diameter, with upper and lower cover manufactured on high strength forged aluminum, and only 6mm of profile over pavement.
- Stainless steel hardware.
- Uni-directional and bi-directional configuration.
- Surface treatment to prevent the wear and increase the corrosion resistance, which makes it especially resistant to dust and water.
- Smooth surface without sharp edges to avoid damages at the aircraft tyres.
- Regulation according to FAA EB67E equivalent to a halogen lamp.
- Integrated surge protection.
- Efficient control of LEDs operating temperature, increasing the light life and avoid color change.
- High features optical design.
- Compatible with existing circuits of visual aids.

## Specifications

- Power: 2.8A ~ 6.6A, according to FAA EB67D.
- Average life: minimum 60.000h at maximum brightness and 100.000h in a normal operating conditions.
- Colors: White, Yellow & Red
- Consumption: 56VA(CC-C)/50VA(CY/YC-C)/36VA(YR/RV-C)/49VA(CR/RC-C) / 57VA(CC-B)/48VA(CY/YC-B)/36VA(YR/RV-B)/44VA(CR/RC-B) ; FP >0,95
- Index Protection: IP68.

**RELC-12-LED | LED In-pavement combined runway edge light - Airsafe**

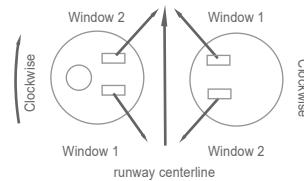
**Order Code**

RELC-12 - LED - XX - X - XX - X

Type *RELC-12 = 12" in-pavement combined runway edge light*

Light source *LED = LED lamp*

Beam color  
*YC = Window 1: yellow / Window 2: white*  
*CY = Window 1: white / Window 2: yellow*  
*CC = Window 1: white - Window 2: white*  
*CR = Window 1: white - Window 2: red*  
*RC = Window 1: red - Window 2: white*  
*CB/YB/RB = Window 2: blank*  
*BC/BY/BR = Window 1: blank*



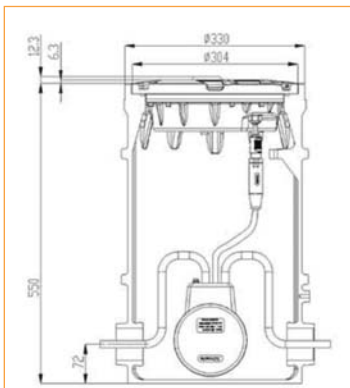
Circle guidance  
*B = Blank, no circling guidance function*  
*C = White circling guidance light*

Plug  
*1P = 1 plug*  
*2P = 2 plugs*

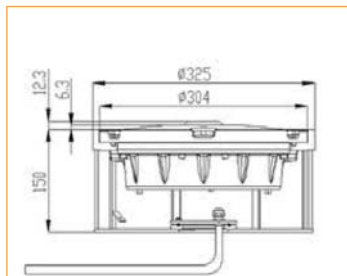
Optional function  
*M = Single lamp fault detection function*  
*A = Artic kit*



**Installation**



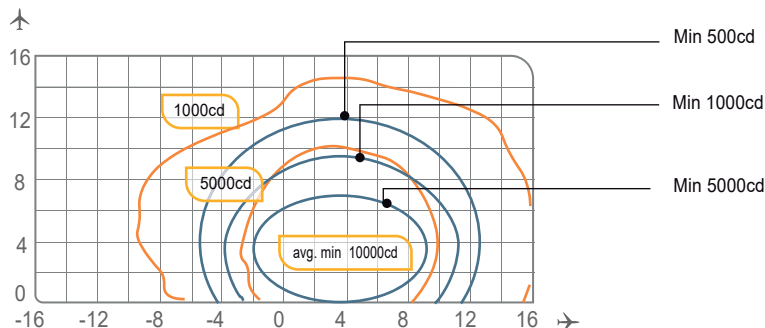
**Figure 1**  
*On 12" deep base*



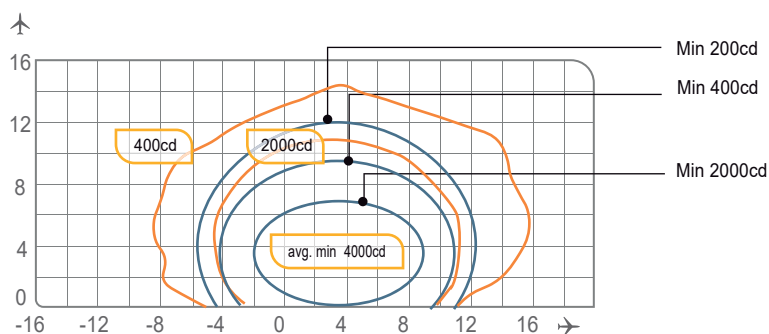
**Figure 2**  
*On 12" shallow base*

## RELC-12-LED | LED In-pavement combined runway edge light - Airsafe

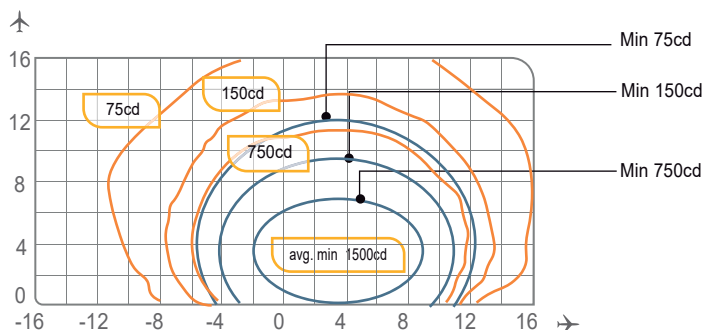
### Photometry



RELC-12-LED, ICAO Fig. A2-10, White



RELC-12-LED, ICAO Fig. A2-10, Yellow

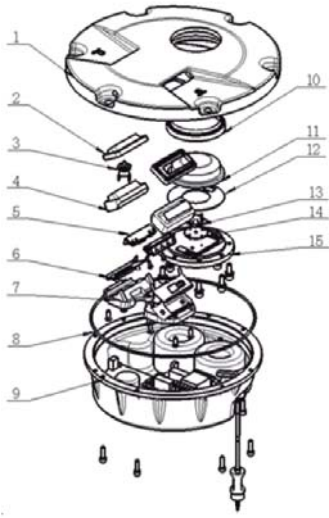


RELC-12-LED, ICAO Fig. A2-10, Red

Application		Main beam		Color	Required min. avg. cd.	Actual avg. cd.
		H	V			
RELC-12-LED	ICAO Fig A2-9	$\pm 5,5^\circ$ (Toe-in $3,5^\circ$ )	$0^\circ$ a $7^\circ$	White	10.000	12.088
				Yellow	4.000 / 5.000	5.035
				Red	1.500 / 2.000	2.750
	ICAO Fig A2-10	$\pm 6,5^\circ$ (Toe-in $4,5^\circ$ )	$0^\circ$ a $7^\circ$	White	10.000	11.308
				Yellow	4.000	4.732
				Red	1.500	2.560
ICAO 5.3.9.9	$360^\circ$	$0^\circ$ a $15^\circ$	White	50	60	

RELC-12-LED | LED In-pavement combined runway edge light - Airsafe

Structure



- 1 Upper cover
- 2 Prism gasket sleeve
- 3 Thermal switch
- 4 Prism
- 5 LED lamp assy
- 6 Prism gasket
- 7 Prism pressing bracket
- 8 Light body gasket
- 9 Inner cover assy
- 10 O-prism gasket sleeve
- 11 O-Prism
- 12 O-Prism gasket
- 13 O-LED lens
- 14 O-LED lamp assy
- 15 O-Prism pressing bracket

## Spare Parts

N°	Order No.	Description
2	43117	Prism gasket sleeve
4	31158	Prism
5	932053-RELS-Y	LED lamp assy - RUNWAY-Y-RELS
5	932053-RELS-R	LED lamp assy - RUNWAY-R-RELS
5	932053-RELS-C	LED lamp assy - RUNWAY-C-RELS
6	43316	Prism gasket
7	43241	Prism pressing bracket
8	41135	Light body gasket
10	43115	O-prism gasket sleeve
11	31113	O-prism
13	43322	O-prism gasket
14	979271-C	O-LED lamp assy
15	43217	O-prism pressing bracket

## Accessories

N°	Order No.	Description
1	SB-12	12" deep base
2	DB-12	12" shallow base
3	41115	12" base O-ring
4	51121	12" lamp handle
5	ITF-065-066	65W isolation transformer
6	REC7	Moulded type decondary cable receptacle style 7



## Weight and Dimensions

	Base	12" shallow base
<b>Packaging size</b>	330x330x150mm <sup>3</sup>	350x350x185mm <sup>3</sup>
<b>Weight</b>	9,7 kg	14,3 kg