

EUL-TH | Elevated Runway Threshold light - Airsafe



COMPLIANCE:

- ICAO Annex.14, Vol I.
- FAA AC 150/5345-46
- IEC-TS 61827
- EASA CS-ADR-DSN.
- STANAG 3316
- AENA PPT-015_06-12

BOARDING TIME

BOARDING PASS

NAME OF PASSANGER

FROM:

TO:

DATE

GATE 23

FLIGHT GAES2020

SEAT 21B

GATE CLOSES 30 MINUTES BEFORE DEPARTURE

GAES 454843121451100

GOMINTEC BOARDING PASS GOMINTEC



Uses

Elevated runway threshold light for airports CAT I, II & III, according to ICAO Fig A2-3.

Features

- Compact and lightweight structure with reduced wind exposed surface.
- Exclusive optical design based on glass diffuser with inner refractive prisms to avoid dirt deposit.
- Reduced height to minimize the jet blast impact.
- Robust body built on high strength aluminum alloy, anti-corrosion treatment and excellent thermal dissipation.
- Stainless steel hardware to grant the waterproof and corrosion resistance.
- Glass diffuser fixed to the main body through retaining ring and waterproof gland without additional sealants.
- International standard PK30D prefocus bulb.
- No adjustments required after lamp or another optical component replacement.
- No tools required to access to the lamp housing, to provide an easy maintenance.
- Interchangeable components, usable in all types of elevated uni-directional lights.



Specifications

- Power: 2.8A ~ 6.6A.
- Prefocused halogen lamp 1x150W / 6.6A Pk30d.
- Lamp average life: More than 1.500h at maximum brightness and more than 3.000h in a normal operation conditions.
- Color: Green
- Index Protection: IP65

EUL-TH | Elevated Runway Threshold light - Airsafe

Order Code

EUL-TH - 150 - G

Modelo *EUL-TH = Elevated runway threshold light*

Power *150 = 150W*

Beam color *G = Green*

Installation

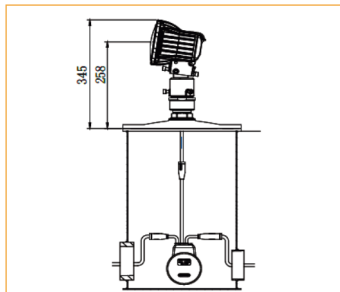


Figure 1
On 12" deep base

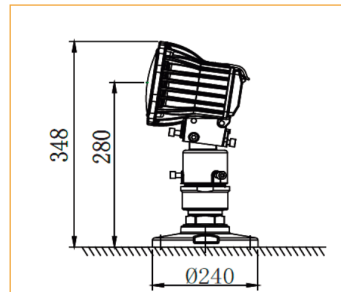
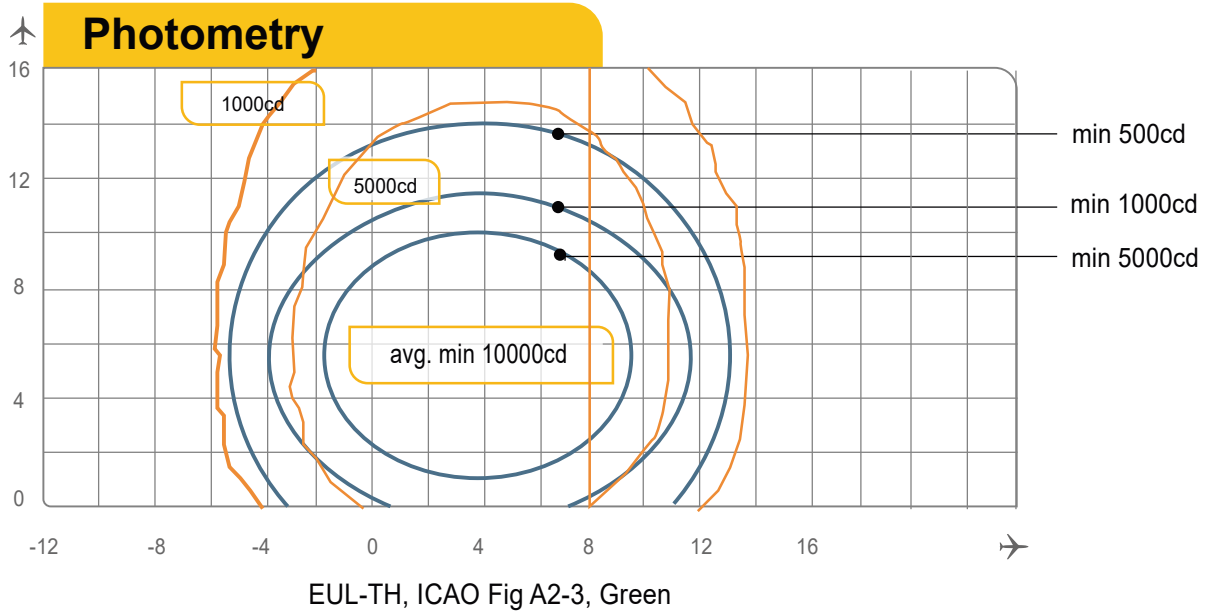


Figure 2
Flange direct mount

EUL-TH | Elevated Runway Threshold light - Airsafe



Application		Main Beam		Color	Required min. avg. cd.	Actual avg. cd.
		H	V			
EUL-TH	ICAO Fig. A2-3	± 5.5° (Toe-in 3,5°)	1 a 10°	Green	10.000	12.221

Structure

- 1 Front cover
- 2 Optical cover
- 3 Optical cover gasket
- 4 Filter
- 5 Reflector
- 6 Light body
- 7 Lamp holder
- 8 Lamp
- 9 Light body gasket
- 10 Rear cover
- 11 Hinge pin
- 12 Front adjusting screw
- 13 Washer
- 14 Hinge pin
- 15 Rear adjusting screw
- 16 Side locking screw
- 17 Body base
- 18 Set screw
- 19 Lamp socket
- 20 Waterproof gland
- 21 Plug

EUL-TH | Elevated Runway Threshold light - Airsafe

Spare Parts

N°	Order No.	Description
2	31108	Optical cover
3	41110	Optical cover gasket
4	31317-G	Filter
5	31109	Reflector
6	945518	Lamp holder
7	L64361	Lamp
8	41111	Lamp body gasket
18	41221	Lamp socket
19	48404	Waterproof gland
20	HT70603	Style 6 Plus
	945519	Hinge

Accessories

N°	Order No.	Description
1	FL-10	Flange 10"
2	FL-12-X-G2	Flange 12"
3	FC-02	Frangible coupling (2")
4	ITF-150-066	150W Isolation Transformer
5	REC 7	Secondary cable connector style 7
6	954211	Corrector
7	TJB-12	Isolation transformer box



Weight and Dimensions

- | | |
|-------------------------|---------------------------------|
| • Packaging size | 220 × 220 × 265 mm ³ |
| • Weight | 2,33 kg |