



COMPLIANCE:

- ICAO Annex.14, Vol I.
- FAA AC 150/5345-46
- IEC-TS 61827
- EASA CS-ADR-DSN.
- STANAG 3316
- AENA PPT-015_06-12



BOARDING TIME

BOARDING PASS

NAME OF PASSANGER

FROM:

TO:

DATE

FLIGHT
GAES2020

GATE 23 SEAT 21B

GATE CLOSSES 30 MINUTES BEFORE DEPARTURE
GAES 454843121451100

GOMINTEC
BOARDING PASS
GOMINTEC



Uses

LED elevated runway threshold wing-bar light for airports CAT I, II & III, according to ICAO Fig A2-4.

Features



- Robust body built on high strength aluminum alloy, anti-corrosion treatment and excellent thermal dissipation.
- Reduced height to minimize the jet blast impact.
- Stainless steel hardware to grant the waterproof and corrosion resistance.
- Glass diffuser with high resistance to the temperature and abrasion.
- Long-life and robust design to guarantee the waterproof of the equipment over the years.
- Integrated electronic encapsulated in epoxy resin.
- Compatible with existing serial circuits without need of changing the isolation transformers.
- Regulated light output.
- Optional "Fail Open" monitoring device.
- Integrated surge protection.
- Efficient control of LEDs operating temperature, increasing the light life and avoiding color change.
- Saturated LED colors ensuring clear identification of the lights at all brightness levels and any viewing angle.
- The long-life of the equipments, with low maintenance and consumption, involve directly a reduction of operational costs.
- Optional anti-birds device available.



Specifications

Power: 2.8A ~ 6.6A, according to FAA EB67.

Average life: minimum 60.000h at maximum brightness and 100.000h in a normal operating conditions.

- Color: Green
- Consumption: ≤ 36VA, FP ≥ 0.95
- Index Protection: IP67
- Installation with 45W isolation transformer

EUL-THW-LED | LED Elevated runway threshold wing-bar light - Airsafe

Order Code

EUL-THW -LED - G X

Type

EUL-THW = Elevated runway threshold wing-bar light

Light source

LED = LED lamp

Beam color

G = Green

Optional functions

M = Single lamp fault detection function



Installation

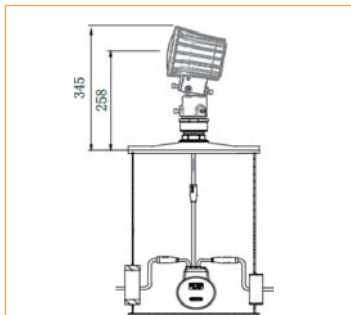


Figure 1
On 12" deep base

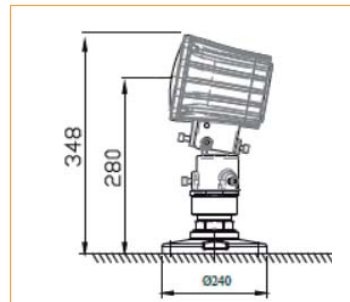
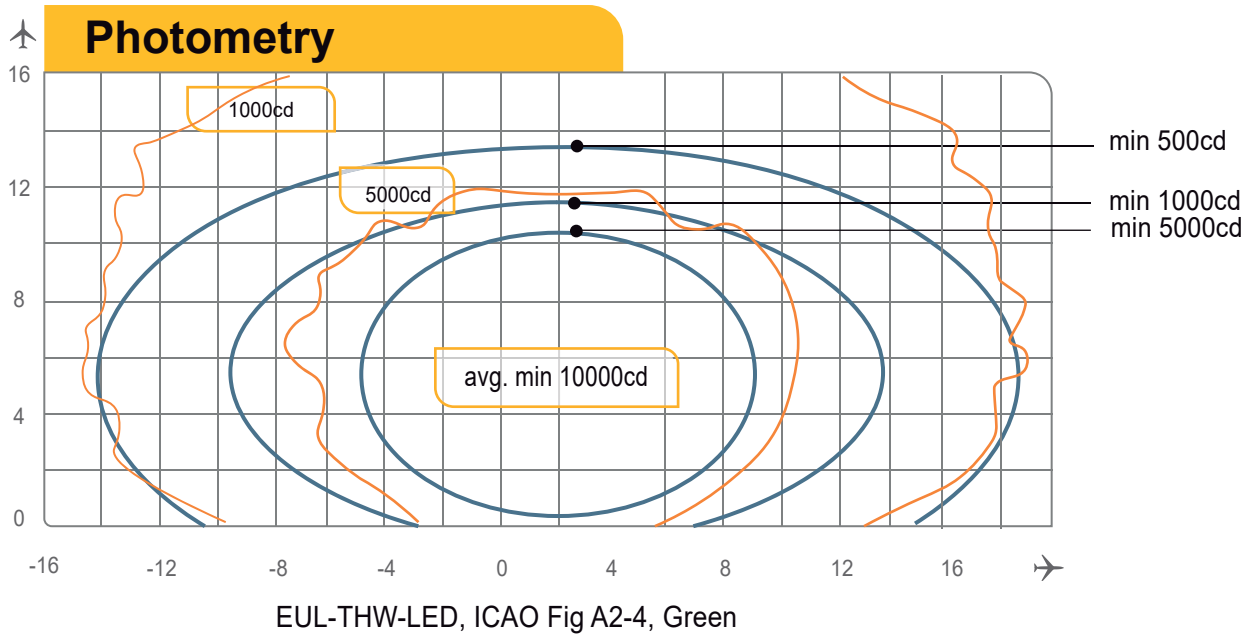


Figure 2
Flange direct mount

EUL-THW-LED | LED Elevated runway threshold wing-bar light - Airsafe



Application		Main beam		Color	Required min. avg. cd.	Actual avg. cd.
		H	V			
EUL-THW-LED	ICAO Fig. A2-4	$\pm 7^\circ$ (Toe-in 2°)	0,5 a 10,5°	Green	10.000	12.265

Structure

- 1 Front cover
- 2 Optical cover
- 3 Optical cover gasket
- 4 LED lamp assy
- 5 Light body
- 6 Transformer
- 7 Driver assy
- 8 Light body gasket
- 9 Rear cover
- 10 Front adjusting screw
- 11 Washer
- 12 Hinge pin
- 13 Rear adjusting screw
- 14 Side locking screw
- 15 Set screw
- 16 Body base
- 17 Waterproof gland
- 18 Plug

Spare Parts

N°	Order No.	Description
2	31108	Optical cover
3	41110	Optical cover gasket
4	979242-12-G	Lamp
6	79125	Transformer
8	41154	Lamp body gasket
17	48401	Waterproof gland
18	HT70603	Secondary cable connector Style 6

Accessories

N°	Order No.	Description
1	FL-10	Flange 10"
2	FL-12-X-G2	Flange 12"
3	FC-02	Frangible coupling (2")
4	ITF-045-066	45W Isolation tranformer
5	REC 7	Secondary cable connector style 7
6	954211	Corrector
7	TJB-12	Isolation transformer box



Weight and Dimensions

- **Packaging size** 220 x 220 x 265 mm³
- **Weight** 4,00 kg